



RPG LIFE SCIENCES LIMITED

Unit No. 208-213, B Wing, Bezzola Complex, Sion-Trombay Road, Chembur, Mumbai 400071, India
Tel: +91-22-25292152-55 ♦ Fax: +91-22-25297423

June 28, 2016

The Manager
Listing Department
National Stock Exchange of India Limited
Exchange Plaza, 5th Floor,
Plot No. C-1, G- Block,
Bandra - Kurla Complex, Bandra (East)
Mumbai – 400 051.

BSE Limited
Corporate Relationship Department
25, P.J. Towers,
Dalal Street,
Mumbai 400 001.

Dear Sirs,

Sub: Disclosure under SEBI (Listing Obligations and Disclosure Requirements) Regulations, 2015 – Presentation made to the Analyst/ Institutional Investors
(Scrip Code: RPGLIFE/ 532983)

This is further to our letter dated June 27, 2016, wherein we had given advance intimation of upcoming Analyst/ Institutional Investors meet in terms of Regulation 30 of the SEBI (Listing Obligations and Disclosure Requirements) Regulations, 2015.

We wish to inform you that the Company has conducted the Analyst/ Institutional Investors meet in Mumbai and the Presentations which were made to them are enclosed herewith for your records.

Kindly take the same on record.

Thanking you,

Yours faithfully,

For RPG Life Sciences Limited


Rajesh Shirambekar
Head – Legal & Company Secretary



Encl: as above



Investor Presentation

June 28, 2016



RPG LIFE SCIENCES LIMITED

Disclaimer

This presentation may include statements which may constitute forward-looking statements. All statements that address expectations or projections about the future, including, but not limited to, statements about the strategy for growth, business development, market position, expenditures, and financial results, are forward looking statements. Forward looking statements are based on certain assumptions and expectations of future events. The Company cannot guarantee that these assumptions and expectations are accurate or will be realized. The actual results, performance or achievements, could thus differ materially from those projected in any such forward-looking statements.

The information contained in these materials has not been independently verified. None of the Company, its Directors, Promoter or affiliates, nor any of its or their respective employees, advisers or representatives or any other person accepts any responsibility or liability whatsoever, whether arising in tort, contract or otherwise, for any errors, omissions or inaccuracies in such information or opinions or for any loss, cost or damage suffered or incurred howsoever arising, directly or indirectly, from any use of this document or its contents or otherwise in connection with this document, and makes no representation or warranty, express or implied, for the contents of this document including its accuracy, fairness, completeness or verification or for any other statement made or purported to be made by any of them, or on behalf of them, and nothing in this document or at this presentation shall be relied upon as a promise or representation in this respect, whether as to the past or the future. The information and opinions contained in this presentation are current, and if not stated otherwise, as of the date of this presentation. The Company undertake no obligation to update or revise any information or the opinions expressed in this presentation as a result of new information, future events or otherwise. Any opinions or information expressed in this presentation are subject to change without notice.

This presentation does not constitute or form part of any offer or invitation or inducement to sell or issue, or any solicitation of any offer to purchase or subscribe for, any securities of RPG Life Sciences Limited Limited (the “Company”), nor shall it or any part of it or the fact of its distribution form the basis of, or be relied on in connection with, any contract or commitment therefore. Any person/ party intending to provide finance / invest in the shares/businesses of the Company shall do so after seeking their own professional advice and after carrying out their own due diligence procedure to ensure that they are making an informed decision. This presentation is strictly confidential and may not be copied or disseminated, in whole or in part, and in any manner or for any purpose. No person is authorized to give any information or to make any representation not contained in or inconsistent with this presentation and if given or made, such information or representation must not be relied upon as having been authorized by any person. Failure to comply with this restriction may constitute a violation of the applicable securities laws. The distribution of this document in certain jurisdictions may be restricted by law and persons into whose possession this presentation comes should inform themselves about and observe any such restrictions. By participating in this presentation or by accepting any copy of the slides presented, you agree to be bound by the foregoing limitations.

Table of Contents

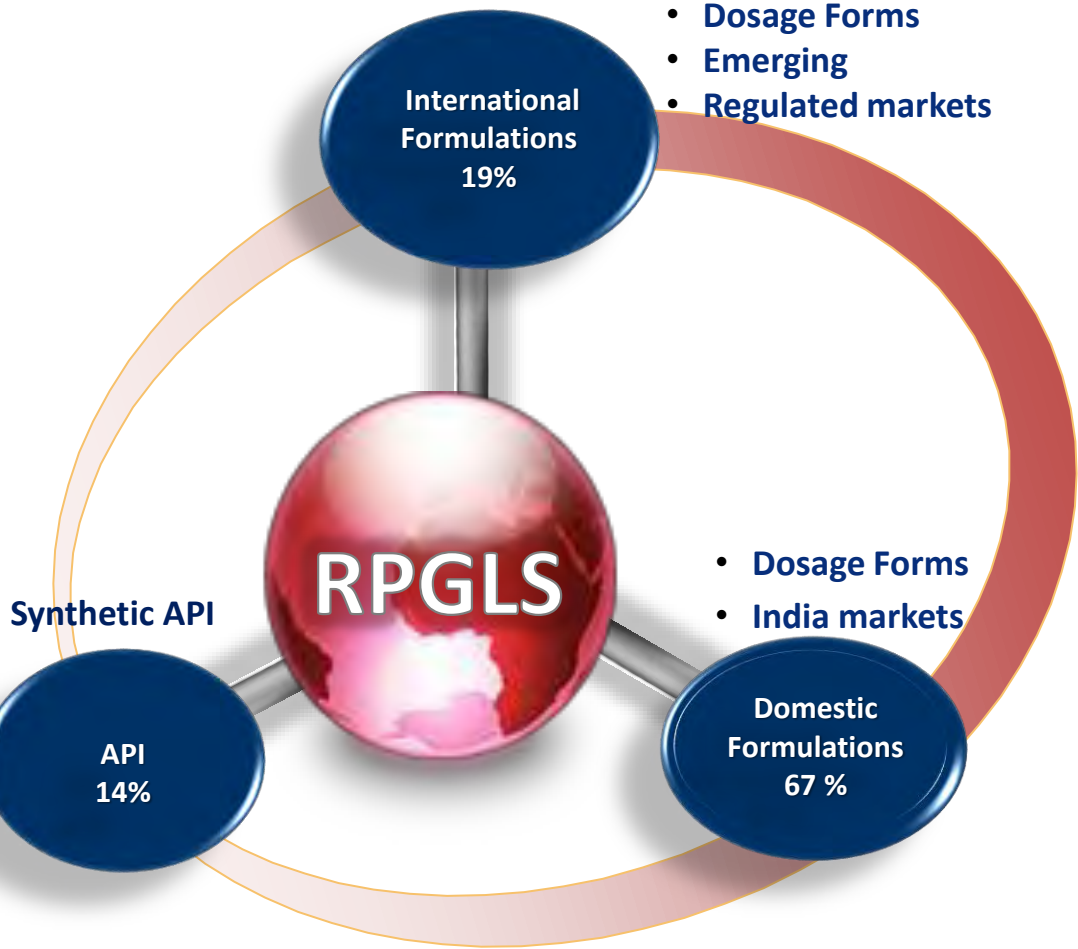
Indian Pharma industry : Key trends

RPG LS : Overview, Performance and Strategic Direction

RPG LS : Financials & Shareholding structure

RPG LS: Business Overview

Our Business Segments



- Location: Head Office in Mumbai
- Manufacturing Locations: Navi Mumbai & Ankleshwar
- Distribution Spread: 19 CFA's and 1400 stockiest
- R&D: DSIR approved R&D centre at Navi Mumbai
- Employee Base: 1150 with a PAN India presence of Formulation field force
- Listed on NSE and BSE
- ICRA Rating: [ICRA] A- Term Loans, Working Capital Term Loans, Cash Credit and [ICRA]A1 for non-fund based bank limits

RPGLS-Management Team



CT. Renganathan
Managing Director



BM Sundaram
Head – International Business



Rajib Das
VP- Sales & Marketing (Speciality Business)



Satessh Siingh
GM - Sales & Marketing



Dr. Uday Bapat
Chief Scientific Officer



Mahesh Narayanaswamy
Head - Finance



Nitin Gore
Chief Quality Officer



Suchitra Tiwari
Head- Regulatory & Project Management

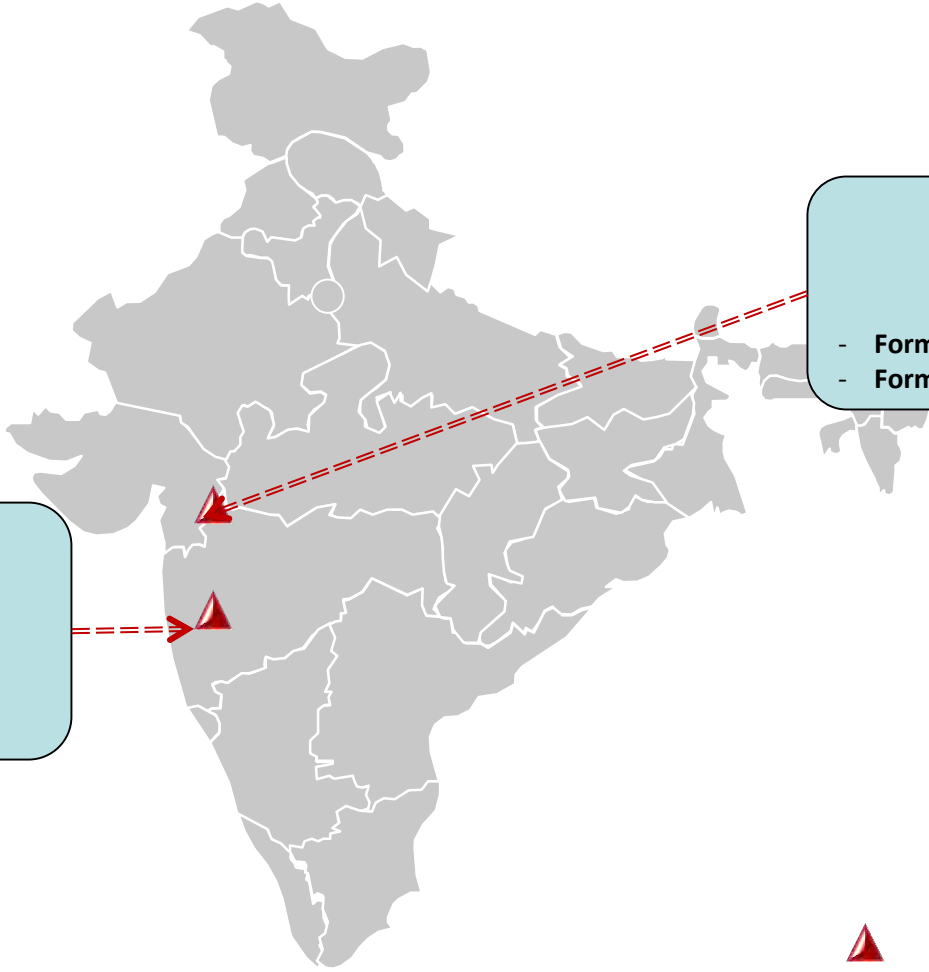


Ninad Rawle
Head Procurement

RPG LS: Board of Directors

Name	Designation
Harsh Vardhan Goenka	Chairman & Non-Executive Director
CT. Renganathan	Managing Director
Sachin Nandgaonkar	Non Executive Director & Non – Independent Director
C.L. Jain	Non Executive Non Independent Director
Dr. Lalit Kanodia	Non Executive Non Independent Director
Mahesh Gupta	Non Executive Independent Director
Manoj Kumar Maheshwari	Non Executive Independent Director
P.K.Mohapatra	Non Executive Independent Director
Narendra Ambwani	Non Executive Independent Director
Zahabiya Khorakiwala	Non Executive Independent Director

RPG LS: Manufacturing Facilities



**Navi Mumbai,
Maharashtra**
- API Plant – EUGMP/TGA/WHO
approved

**Ankleshwar,
Gujarat**
- Formulation Plant F 1 (WHO Approved)
- Formulation Plant F2 (EUGMP)

 **Operational**

FY 16: Good beginning, lot of headroom

	FY 15		FY 16	
	<i>Rs Cr</i>		<i>Rs Cr</i>	<i>Growth</i>
Sales	233		275	18%
PAT	1		11	1000%
PAT %	0.4%		4%	
EPS	0.6		7.0	1067%
Share Price	63-123		140-342	159%
M Cap	104-203		232-566	160%

Actions underway to build a 1000 Crs business

Strategic Direction Going Forward



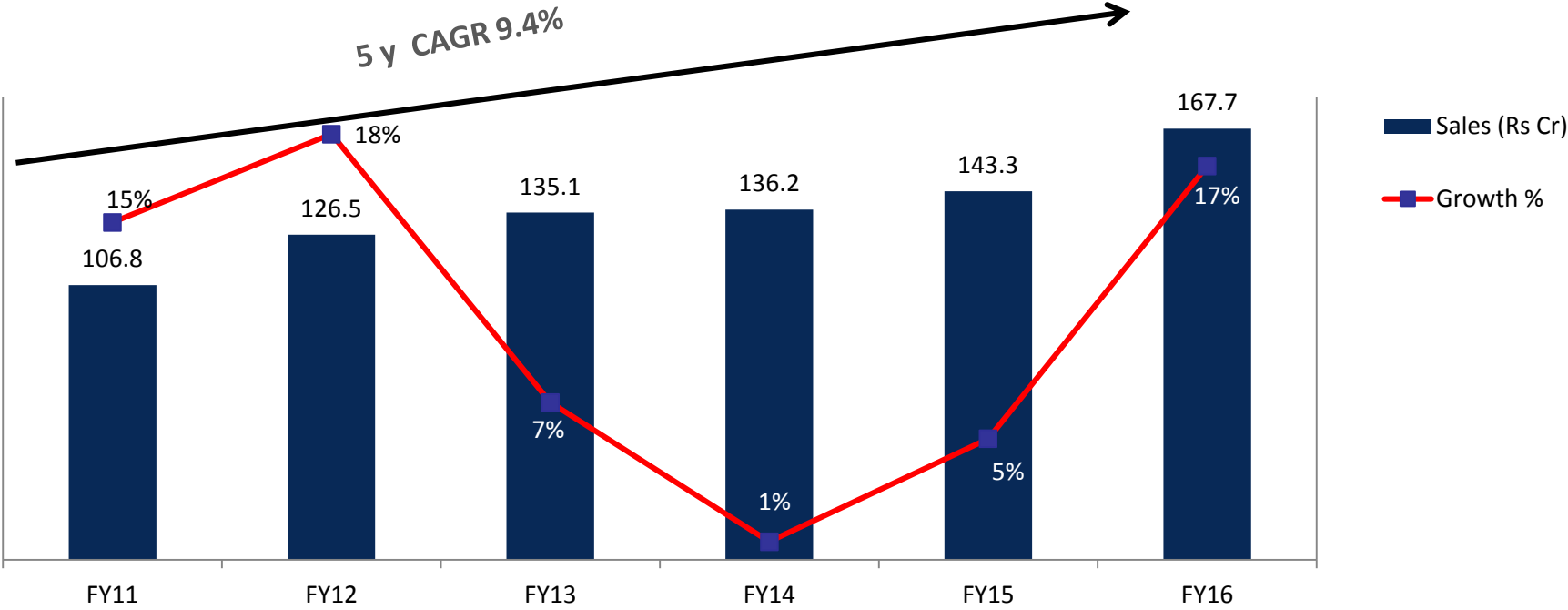
Portfolio Rationalization

To be at higher end of the value chain; focus on formulation domestic and international markets

Synthetic API would be majorly captive support to formulation

Biotech API unit hived off. Proceeds to be used to grow formulations business

Domestic Formulations business is back on a growth trajectory



Ranking has improved to 68th rank from 73rd in the previous year

19th fastest growing company among Top 100 companies FY 16

Ranked as 1st in Immunosuppressant by ORG IMS FY 16

Main Division: Focus Brands



Therapy : Antacid
 Sales grew by 32 % to Rs.12 cr. 2nd largest brand in represented therapy



Therapy : Vitamins and Iron supplement
 Sales grew by 90 % to Rs 8 cr. 12nd largest brand in represented therapy



Therapy : Antacid
 Sales grew by 16 % to Rs 4 cr.

Main Division : Growth in Legacy Brands

Lomotil[®]

Diphenoxylate HCl 2.5mg + Atropine Sulphate 0.025mg



Therapy : Anti Diarrhoeal

Sales grew by 38 % to Rs 17.94 cr.

Serenace[®]

Haloperidol Tablets / Liquid / Injection



Therapy : CNS

Sales grew by 16 % to Rs 9 cr.

Aldactone[®]

Spirolactone Tablets

25 mg
100 mg



Therapy : Diuretic

Sales grew by 37 % to Rs 19 cr.



Main: New Product Introductions



Therapy : Platelet Booster

Launched in Dec 2015.
Sales clocked Rs 1 cr.



Therapy : Pain Management

Launched in Jan 16 . Sales
clocked Rs 0.20 cr.

Main Division: New Product Launches



- Restores natural vaginal moisture
- Increases intimacy
- Patented formulation
- Hormone free natural ingredients



- PH Hygiene Partner with added advantage of Cranberry
- Prevention & treatment of bacterial vaginosis



- Quick and Safe antidiarrhoeal
- Encash brand equity of Lomofen
- Snatch the market through switch technique



Specialty Division: Higher sales and prescription in Transplant

Transplant Segment Ranked 1 in ORG

Prescribe the power of 1

Azoran
Azathioprine 50 mg tablets

India's No.1 Azathioprine

Sales grew by 25 % to Rs 28 cr
No 1 brand with 92 % market share.
Change in KDIGO guidelines helped
in prescription sales increase.

ImunoTacTM
Tacrolimus 0.5mg/1mg Capsules

Sales grew by 37 % to Rs 1.5 cr

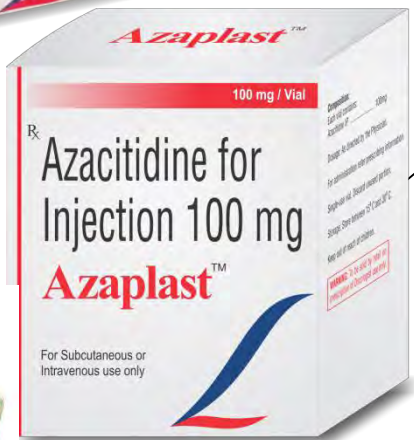
MofetylTM
Mycophenolate Mofetil 250 / 500 mg tablets

Sales grew by 38 % to Rs 4 cr

RPG LS: Increase in ONCO Therapy Prescription



- Sales of Frastim and Pegfrastim was Rs.2 Crs
- Patient pool increased by 40



Sales of Azaplast was Rs 0.40 Crs
Patient pool increased by 100



Sales of Arpimune was Rs 0.50 Crs
Patient pool increased by 200

Way Forward: Specialty Division

Vision to be a dominate player in speciality, through product differentiation and patient service


Revamp the **Transplant portfolio** with Targeted Therapy MaB (Mono Clonal Anti –Bodies) with In Licensing partners

Augment the **Dialysis Portfolio** with Bio similar Darbapoinetin. In talks with Indian manufacturer

Relook to launch new Delivery mechanism with old molecules to create better patient compliance and better bioavailability

Connect and communicate to patients through a digital platform for better and enhanced patient care

RPGLS Specialty new product launches FY 17



SOLID TUMOR



HEMATOLOGY



SUPPORTIVE THERAPY



Anti Fungal



MAB's



Anaemia

Cosmo-dermatology focused Glodiance Division planned

RPGLS launching two research based products in Indian Cosmetic market in July'16. Product imported from Labo Italy.

CRESCINA

Therapy : Hair Re-growth

Highlights:

- Stem cells activated hair regrowth
- 9 patents worldwide
- Supported by international clinical trials



FILLERINA

Therapy : Anti-ageing

Highlights:

- First topical cosmetic fillers
- Swiss Patented
- Customized treatment for all grades of ageing



International Regulated Markets: Product Portfolio

Existing Products

- Azathioprine
- Lamotrigine (Tablet & OD)
- Mycophenolate Mofetil

Products Under Development

- Nicorandil – EUCTD
- Sodium Valproate - EUCTD
- Amlodipine - EUCTD



Regulated Market : Key actions taken in FY 16

Successfully passed customer orders of Apotex and Tillomed which resulted in higher orders from these customers

Received EU GMP certification for F 2 plant

Developed new molecule Nicorandil and tied up with Amneal UK. Received GBP of 150000 from them

Successfully commissioned the Hard gel and Low RH facility which are extension in F2

Way Forward : International Formulations for FY 17

Strengthening leadership position of Azathioprine in global markets

Penetrating more markets for Azathioprine in EU with multiple partners.

Filing new products for registrations in EU and Latin America

ROW – Grow existing business by smart outsourcing

ROW – Increasing Product offering in Nephro and Oncologicals

RPG LS: Financial Performance Q4 and Full Year

Parameter	Q4FY15	Q3FY16	Q4FY16	QoQ	YoY	FY15	FY16
Net Sales	61.19	72.02	68.82	-4.4%	12.5%	233.08	274.54
Raw Material	21.16	22.78	22.44	-1.5%	6.0%	84.69	91.44
Gross margin	40.03	49.24	46.38	-5.8%	15.9%	148.39	183.10
Gross margin %	65.4%	68.4%	67.4%	(100) bps	200 bps	63.7%	66.7%
Employee	17.30	20.17	18.22	-9.7%	5.3%	68.66	74.13
Other Expenses	19.84	22.57	24.64	9.2%	24.2%	74.75	90.27
EBITDA	8.46	7.65	5.00	-34.6%	-40.9%	14.17	23.48
EBITDA %	13.8%	10.6%	7.3%	340 bps	(660) bps	6.1%	8.6%
Finance Cost	0.72	0.55	0.25	-54.5%	-65.3%	2.72	2.49
Depreciation	3.04	2.47	2.51	1.6%	-17.4%	11.36	10.15
Operating PBT	4.70	4.63	2.24	-51.6%	-52.3%	0.09	10.84
Exceptional expense	-	-	-	-	-	-	-
Non-Operating income	-	0.04	0.01	-75.0%	NA	0.91	0.78
PBT	4.70	4.67	2.25	-51.8%	-52.1%	1.00	11.62
PAT	4.70	4.67	2.25	-51.8%	-52.1%	1.00	11.62

THANK YOU